

Graduates Statistics

The Last Two Years

Prepared by

Mr. Hani E Arafa

Admission Department Director

Date: 19-12-2019

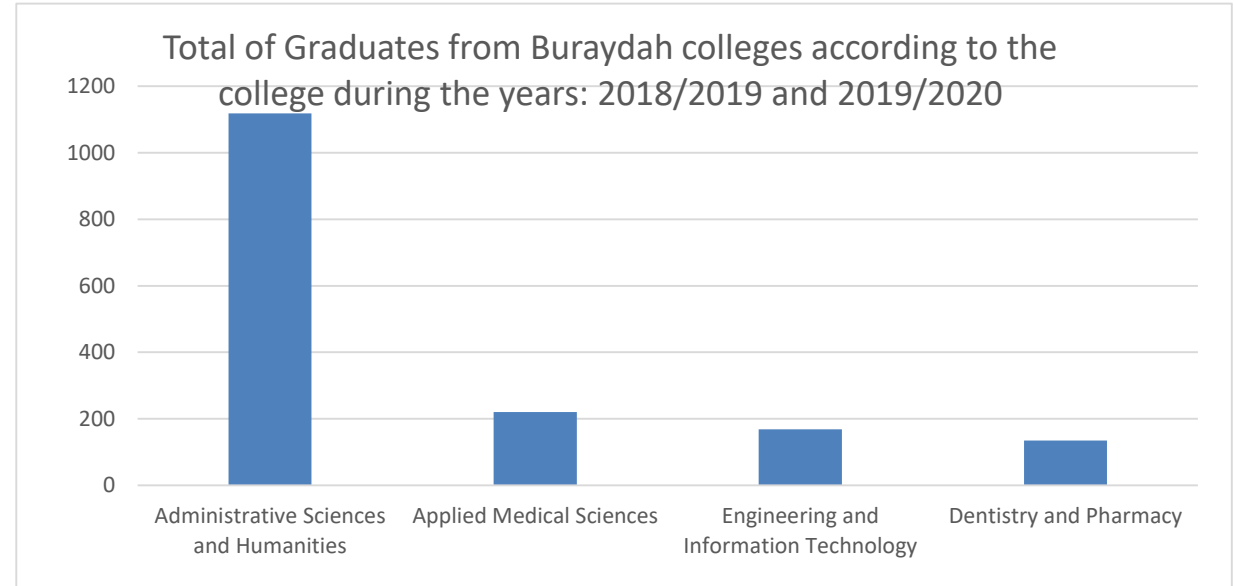
Statistics of the number of Graduates from Buraydah colleges during the years: 2018/2019 and 2019/2020

College	Majors	2018/2019									2019/2020									Total					
		First semester			Second Semester			Summer Semester			First semester			Second Semester			Summer Semester			Boys total for major	Girls total for major	Total for major	Boys total for college	Girls total for college	Total for college
		Male	Female	Total	Male	Female	Total	Male	Female	Total	Male	Female	Total	Male	Female	Total	Male	Female	Total						
Administrative Sciences and Humanities	Learning Difficulties *	23	40	63	6	6	12	0	0	0	0	1	1	0	0	0	0	0	0	29	47	76	711	408	1119
	Law	33	29	62	91	54	145	20	0	20	93	32	125	68	36	104	15	0	15	320	151	471			
	Accounting	23	0	23	25	0	25	1	0	1	15	0	15	15	0	15	6	0	6	85	0	85			
	Human Resources Management	40	10	50	76	46	122	16	0	16	67	26	93	65	37	102	11	1	12	275	120	395			
	English Language and Translation	1	2	3	0	23	23	0	0	0	0	18	18	1	41	42	0	6	6	2	90	92			
Applied Medical Sciences	Nursing	0	0	0	12	2	14	9	10	19	0	0	0	11	9	20	10	10	20	42	31	73	138	82	220
	Physiotherapy	1	0	1	3	0	3	1	13	14	0	0	0	2	17	19	19	19	38	26	49	75			
	Medical Records	6	0	6	0	0	0	6	0	6	1	0	1	17	0	17	14	0	14	44	0	44			
	Dental care *	0	0	0	0	0	0	5	0	5	7	0	7	7	0	7	0	0	0	19	0	19			
	Clinical Laboratory Sciences *	1	0	1	2	1	3	4	0	4	0	0	0	0	0	0	0	1	1	7	2	9			
Engineering and Information	Computer Engineering	20	0	20	29	0	29	1	0	1	29	0	29	43	0	43	9	0	9	131	0	131	159	9	168
	Computer Engineering	6	0	6	5	0	5	0	0	0	5	0	5	4	0	4	0	0	0	20	0	20			
	Computer Engineering	1	0	1	2	8	10	1	0	1	4	1	5	0	0	0	0	0	0	8	9	17			
Dentistry and Pharmacy	Dentistry	0	0	0	1	0	1	18	25	43	0	1	1	0	0	0	11	4	15	30	30	60	103	32	135
	Pharmaceutical Sciences	12	0	12	2	0	2	4	0	4	21	0	21	31	1	32	1	1	2	71	2	73			
	Pharm.D.	0	0	0	0	0	0	2	0	2	0	0	0	0	0	0	0	0	0	2	0	2			
Total for semester		167	81	248	254	140	394	88	48	136	242	79	321	264	141	405	96	42	138	1111	531	1642	1111	531	1642
Total for the year		778									864									1642			1642		

❖ These majors are not currently available for admission of new students.

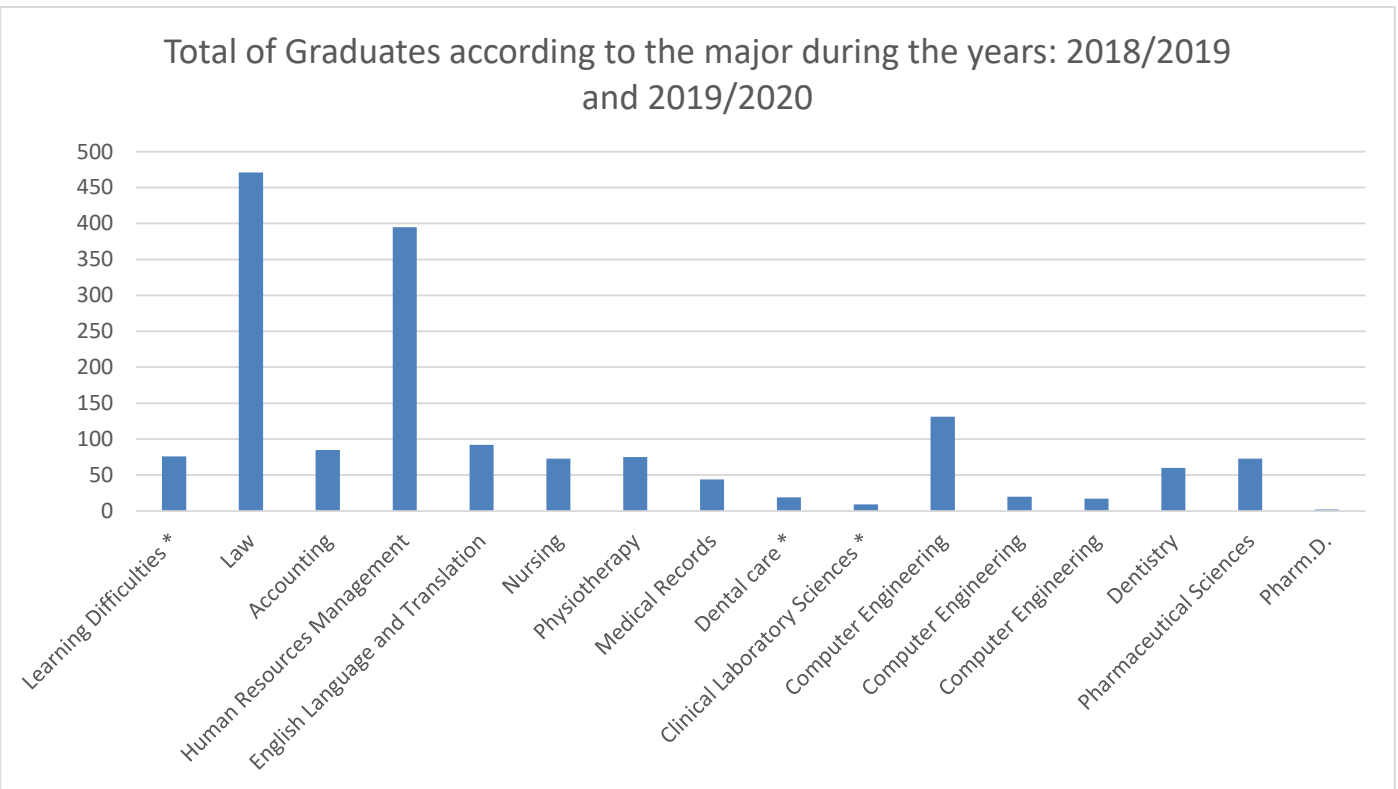
Statistics of the number of Graduates from Buraydah colleges according to the college during the years: 2018/2019 and 2019/2020

The college	Total
Administrative Sciences and Humanities	1119
Applied Medical Sciences	220
Engineering and Information Technology	168
Dentistry and Pharmacy	135
Total	1642



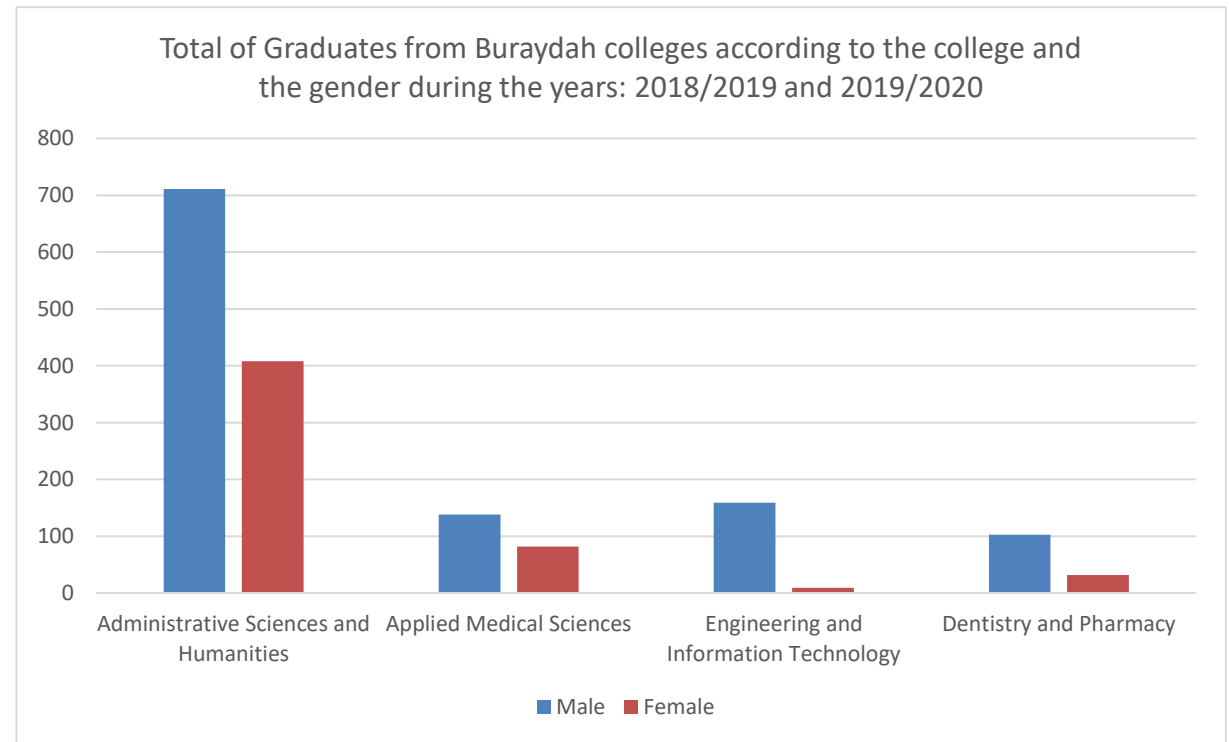
Statistics of the number of Graduates according to the major during the years: 2018/2019 and 2019/2020

The Major	Total of graduates during the last two years
Learning Difficulties *	76
Law	471
Accounting	85
Human Resources Management	395
English Language and Translation	92
Nursing	73
Physiotherapy	75
Medical Records	44
Dental care *	19
Clinical Laboratory Sciences *	9
Computer Engineering	131
Computer Engineering	20
Computer Engineering	17
Dentistry	60
Pharmaceutical Sciences	73
Pharm.D.	2
Total	1642



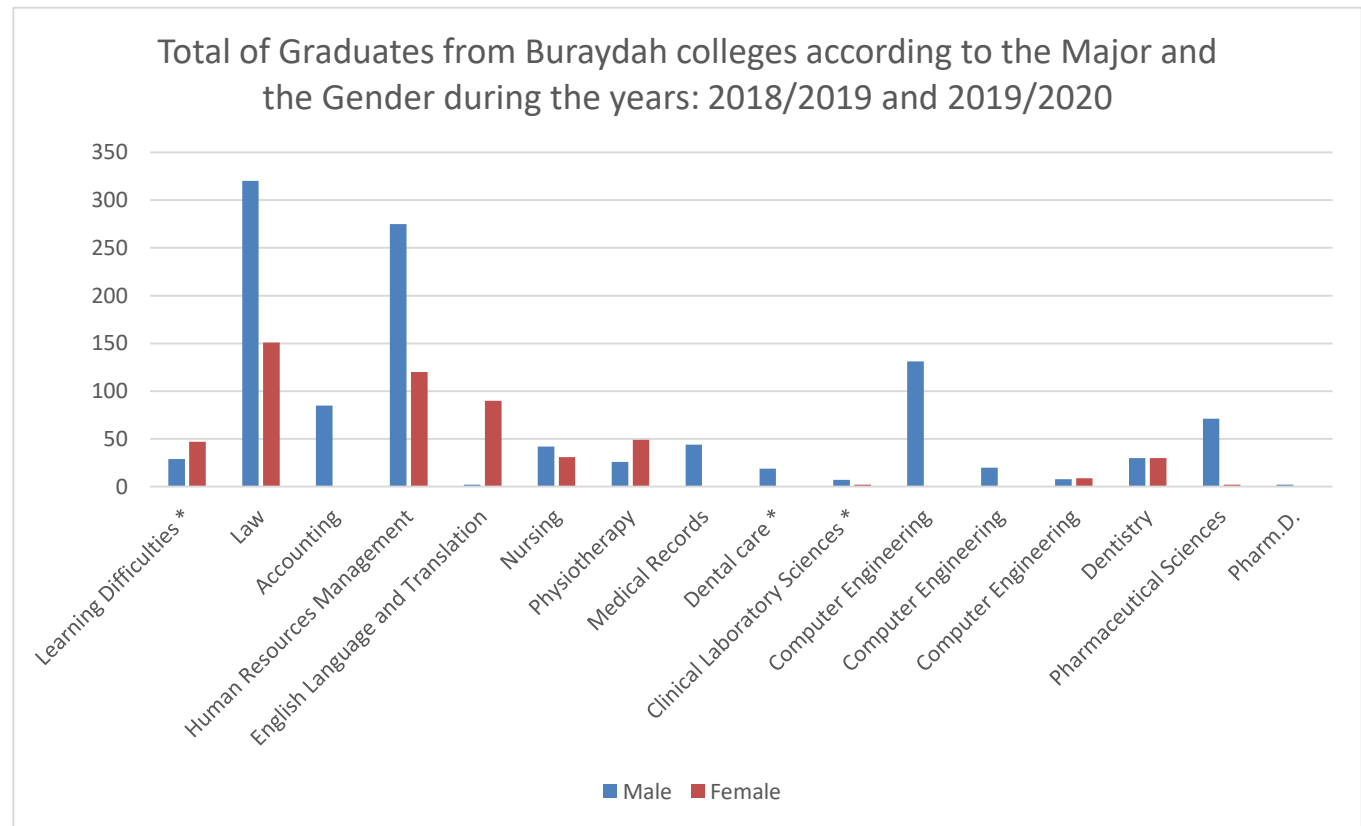
Statistics of the number of Graduates from Buraydah colleges according to the college and the gender during the years: 2018/2019 and 2019/2020

The college	Male	Female
Administrative Sciences and Humanities	711	408
Applied Medical Sciences	138	82
Engineering and Information Technology	159	9
Dentistry and Pharmacy	103	32
Total	1111	531



Statistics of the number Graduates from Buraydah colleges according to the Major and the Gender during the years: 2018/2019 and 2019/2020

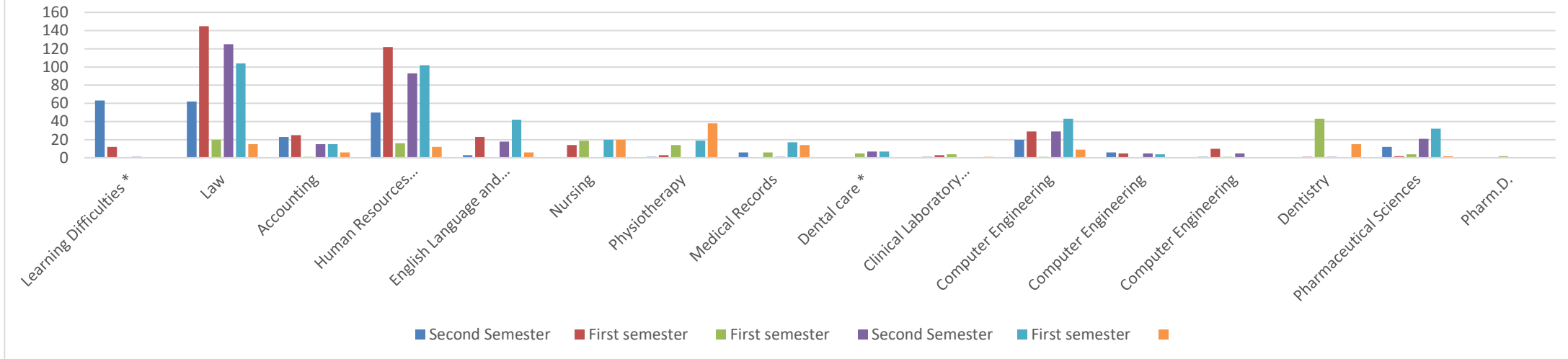
The Major	Male	Female
Learning Difficulties *	29	47
Law	320	151
Accounting	85	0
Human Resources Management	275	120
English Language and Translation	2	90
Nursing	42	31
Physiotherapy	26	49
Medical Records	44	0
Dental care *	19	0
Clinical Laboratory Sciences *	7	2
Computer Engineering	131	0
Computer Engineering	20	0
Computer Engineering	8	9
Dentistry	30	30
Pharmaceutical Sciences	71	2
Pharm.D.	2	0
Total	1111	531



**Statistics of the number Graduates from Buraydah colleges according to the Major and the Semester of Graduation
during the years: 2018/2019 and 2019/2020**

The Major	2018/2019			2019/2020		
	First semester	Second Semester	First semester	First semester	Second Semester	First semester
Learning Difficulties *	63	12	0	1	0	0
Law	62	145	20	125	104	15
Accounting	23	25	1	15	15	6
Human Resources Management	50	122	16	93	102	12
English Language and Translation	3	23	0	18	42	6
Nursing	0	14	19	0	20	20
Physiotherapy	1	3	14	0	19	38
Medical Records	6	0	6	1	17	14
Dental care *	0	0	5	7	7	0
Clinical Laboratory Sciences *	1	3	4	0	0	1
Computer Engineering	20	29	1	29	43	9
Computer Engineering	6	5	0	5	4	0
Computer Engineering	1	10	1	5	0	0
Dentistry	0	1	43	1	0	15
Pharmaceutical Sciences	12	2	4	21	32	2
Pharm.D.	0	0	2	0	0	0
Total	629	776	519	712	797	531

Graduates from Buraydah colleges according to the Major and the Semester of Graduation during the years: 2018/2019 and 2019/2020



**Statistics of the number Graduates from Buraydah colleges according to the Major, Gender and the Semester of Graduation
during the years: 2018/2019 and 2019/2020**

The Major	2018/2019						2019/2020					
	First semester		Second Semester		First semester		Second Semester		First semester		Second Semester	
	Male	Female	Male	Female	Male	Female	Male	Female	Male	Female	Male	Female
Learning Difficulties *	23	40	6	6	0	0	0	1	0	0	0	0
Law	33	29	91	54	20	0	93	32	68	36	15	0
Accounting	23	0	25	0	1	0	15	0	15	0	6	0
Human Resources Management	40	10	76	46	16	0	67	26	65	37	11	1
English Language and Translation	1	2	0	23	0	0	0	18	1	41	0	6
Nursing	0	0	12	2	9	10	0	0	11	9	10	10
Physiotherapy	1	0	3	0	1	13	0	0	2	17	19	19
Medical Records	6	0	0	0	6	0	1	0	17	0	14	0
Dental care *	0	0	0	0	5	0	7	0	7	0	0	0
Clinical Laboratory Sciences *	1	0	2	1	4	0	0	0	0	0	0	1
Computer Engineering	20	0	29	0	1	0	29	0	43	0	9	0
Computer Engineering	6	0	5	0	0	0	5	0	4	0	0	0
Computer Engineering	1	0	2	8	1	0	4	1	0	0	0	0
Dentistry	0	0	1	0	18	25	0	1	0	0	11	4
Pharmaceutical Sciences	12	0	2	0	4	0	21	0	31	1	1	1
Pharm.D.	0	0	0	0	2	0	0	0	0	0	0	0
Total	167	81	254	140	88	48	242	79	264	141	96	42

Graduates from Buraydah colleges according to the Major, Gender and the Semester of Graduation during the years: 2018/2019 and 2019/2020

